

English for Schools

# PROSPECT

1

Student Book

# انکلیسی

پایه هفتم  
دوره اول متوسطه

۱۳۹۷



بِسْمِ اللَّهِ الرَّحْمَنِ الرَّحِيمِ

IN THE NAME OF ALLAH


وَمِنْ آيَاتِهِ خَلْقَ السَّمَاوَاتِ وَالْأَرْضِ وَخِلَافَ أَلْسِنَتِكُمْ وَالْوَأْنِكُمْ، إِنَّ فِي ذَلِكَ لَآيَاتٍ لِّلْعَالَمِينَ

روم، ۲۲

و از نشانه‌های قدرت خداوند آفرینش آسمان‌ها و زمین و نیز تفاوت زبان‌ها و رنگ‌های شما انسان‌هاست؛ و به تحقیق در همه اینها نشانه‌هایی از حکمت الهی برای دانشمندان نهفته است.

And of Allah's Sign of Power is the creation of the heavens and the earth and also the variation of the languages and the color of you people; verily, in all these are Signs for men of knowledge.

( برگرفته از ترجمه مرحومه دکتر طاهره صفارزاده )



پیشتر به زبان (خارجی) احتیاج نبود. امروز احتیاج است. باید زبان‌های زنده دنیا جزء برنامه تبلیغات مدارس باشد... . امروز مثل دیروز نیست که صدای ما از ایران بیرون نمی‌رفت. امروز ما می‌توانیم در ایران باشیم و در همه جای دنیا با زبان دیگری تبلیغ کنیم.

امام خمینی (رحمة الله علیه)



## باسمه تعالی

به لطف خداوند متعال و در سایه عنایات حضرت ولی عصر **عجل الله تعالی فرجه الشریف**، امروزه ایران اسلامی، مقتدر و عزتمند، دستاوردهای فراوانی برای تعامل در عرصه‌های مختلف بین‌المللی به ویژه در بخش‌های علمی، فرهنگی و پژوهشی در اختیار دارد. از این رو در این بین، نقش زبان‌های خارجی به عنوان رسانه و ابزار تعامل و تفاهم بین‌المللی اهمیتی روزافزون می‌یابد. با در نظر گرفتن این مهم، نقش نظام رسمی تعلیم و تربیت کشور در آموزش توانایی‌های کاربردی زبان‌های خارجی به نسل آینده‌ساز ایران اسلامی برجسته می‌نماید؛ لذا تهیه و تدوین بسته آموزش زبان انگلیسی، براساس راهنمای برنامه درسی ملی و با توجه به فرهنگ اصیل و هویت ارزشمند اسلامی - ایرانی و توانمندی‌های علمی پژوهشگران کشورمان صورت گرفت. این بسته آموزشی با عنوان English for Schools که حاصل تلاش و کوشش جمع کثیری از صاحب نظران حوزه تعلیم و تربیت از جمله متخصصان زبان‌شناسی، آموزش زبان‌های خارجی، برنامه‌ریزی درسی و ... می‌باشد با رویکرد ارتباطی فعال خودباورانه مطرح در برنامه درسی ملی جمهوری اسلامی ایران تهیه و تدوین شده است. لازم به ذکر است، رویکرد ارتباطی حاکم بر کتاب سال اول متوسطه پایه اول الزاماً بهره‌برداری از نظرات پژوهشگران غربی در حوزه رویکرد و روش ارتباطی نیست؛ در تألیف کتاب حاضر تلاش بر این بوده است تا با بهره‌گیری از نقاط قوت روش ارتباطی به مبانی فرهنگی و تنوع کشور نیز توجه شود.

## برخی از ویژگی‌های این بسته آموزشی

کتاب حاضر با رویکرد تولید بسته آموزشی تدوین گردید و شامل کتاب دانش آموز، کتاب کار، کتاب معلم، لوح فشرده، فلش کارت معلم و ... است. هر یک از اجزای این بسته تعریف و کارکرد خاص خود را دارد و نمی‌توان از هیچ یک از آنها در فرایند آموزش صرف نظر کرد؛ لذا فراهم آوردن ملزومات استفاده از اجزای بسته آموزشی بسیار حائز اهمیت است. همچنین بسته حاضر به گونه‌ای طراحی شده که قابلیت آموزش در زمان تخصیص یافته به این درس را داشته باشد.

برای نخستین بار در این کتاب به آموزش هم‌زمان هر چهار مهارت ارتباطی (گوش دادن، صحبت کردن، خواندن و نوشتن) توجه شده و هیچ یک از این مهارت‌های چهارگانه به نفع دیگری کنار گذاشته نشده است. البته بدیهی است برخی از مهارت‌ها در کتاب‌های مقطع اول بیشتر در محور توجه قرار گیرند؛ اما لازم است به این نکته توجه داشته باشیم که مجموعه کتاب‌های English for Schools یک مجموعه به هم پیوسته شش جلدی است که قضاوت و بررسی نهایی در مورد آن می‌بایست به صورت مجموعی و کل نگرانه انجام گیرد.

یکی از ویژگی‌های کتاب حاضر شیوه آموزش الفبا و سوادآموزی است که با شیوه‌های سنتی و مرسوم در کتاب‌های پیشین تفاوت‌های بنیادین دارد. در آموزش الفبا سعی بر این بود که به شیوه‌ای تلفیقی از نقاط قوت و نیز دستاوردهای رویکردهای نوین آموزش الفبا استفاده گردد. شایان ذکر است هیچ کدام از این رویکردها با وضعیت دانش‌آموزان کشور ما که از سن بالای دوازده سال آغاز به یادگیری زبان خارجی می‌کنند تناسب نداشت؛ لذا تلاش بر این بود تا به شیوه‌ای بومی‌سازی شده از نقاط مثبت رویکردهای مذکور بهره برده شود.

## توصیه‌های ضروری

اکیداً توصیه می‌شود دبیران گرامی برای آموزش بهینه این کتاب، ضمن شرکت در دوره‌های ضمن خدمت تخصصی بسته آموزشی جدید، کتاب راهنمای معلم را به دقت مطالعه نموده، به شیوه‌ها و مراحل توصیه شده در این کتاب توجه کافی را مبذول دارند. بسته آموزشی حاضر به جنبه‌های مختلف فرایند آموزش توجه کافی نموده و زمینه لازم را برای تحقق اهداف مورد نظر فراهم کرده است؛ لذا استفاده از هیچ گونه کتب کمک آموزشی در کنار این مجموعه ضرورت ندارد. امید است نتیجه این تلاش جمعی زمینه ساز رشد علمی آینده‌سازان میهن اسلامی مان شود. بی‌شک پیشنهادهای و انتقادات سازنده عموم مخاطبان کتاب به ویژه متخصصان و همکاران فرهنگی، پیشرفت و بهبود بسته آموزشی حاضر را به همراه خواهد داشت.

گروه زبان‌های خارجی

دفتر تألیف کتاب‌های درسی ابتدایی و متوسطه نظری

[eng-dept.talif.sch.ir](mailto:eng-dept.talif.sch.ir)





# Map of Prospect 1

Welcome			
Lesson	Function	Sounds & Letters	Key Language
<p>Lesson <b>1</b> My Name</p>	<p>Introducing yourself Greeting</p>	<p>Aa Kk Mm</p>	<p>Vocabulary: name (first name, last name), Mr., Mrs., Miss Expressions: What's your name? My name is / I am ..... Hello, Hi, Good morning/afternoon How are you (today)? Fine/Great, thanks. How do you spell .....</p>
<p>Lesson <b>2</b> My Classmates</p>	<p>Asking someone's name Introducing others</p>	<p>Ee Bb Pp</p>	<p>Vocabulary: boy, girl, man, woman, friend, classmate Expressions: Who's that (boy)? He's my (friend) ..... This is my (friend) ..... Nice to meet you. Nice to meet you, too. Sorry, what's your (last) name again? Can you help me, please? I can't spell .....</p>
Review 1		Lessons 1 - 2	

Lesson	Function	Sounds & Letters	Key Language
Lesson <b>3</b> My Age	Talking about your age Talking about dates	Ii Tt Nn	Vocabulary: age, birthday, months of the year, numbers 1 to 31 Expressions: It's my birthday (today). Happy birthday, .....! How old are you? I'm ..... years old. When's your birthday? (It's) in (Bahman). Really? How do you say this in English?
Lesson <b>4</b> My Family	Talking about your family	Uu Ss Gg	Vocabulary: family, mother, father, sister, brother, uncle, aunt, job, mechanic, doctor, nurse, housewife, teacher, dentist, pilot, driver, picture, shopkeeper, numbers 1 to 100 Expressions: How old is your (father)? He's ..... years old. What's your father's job? He's a (mechanic). Can you write it for me, please?
Review 2	Lessons 3 - 4		

Lesson	Function	Sounds & Letters	Key Language
<p>Lesson <b>5</b> My Appearance</p>	<p>Talking about appearance</p>	<p>Dd Ll Rr</p>	<p><b>Vocabulary:</b> tall, short, young, old, suit, shirt, jacket, trousers/ pants, manteau, scarf, chador, shoes, gloves, black, white, red, blue, yellow, green, brown, gray, orange, pink, wear</p> <p><b>Expressions:</b> Who is (Mr. Davari)? He's the (tall man). / He's the (old man). He's wearing (a gray suit). Which one is (Ladan)? She's wearing (white shoes). What's ..... in English?</p>
<p>Lesson <b>6</b> My House</p>	<p>Talking about where people are Talking about what people are doing</p>	<p>Ff Vv Ww</p>	<p><b>Vocabulary:</b> house, room, bedroom, kitchen, living room, garage, office, lunch, hand, cook, wash, watch, play, read, study, work, come, fix, call</p> <p><b>Expressions:</b> Where are you/they? I'm/They're in the (kitchen). Where's he/she? (He's/She's) in his/her room. Is he/she in the (garage)? Yes, he/she is. / No, he/she isn't. What are you/they doing? I'm/They're (cooking lunch). What is he/she doing? He/She is (studying). Pardon? Can you say that again?</p>
<p>Review 3</p>	<p>Lessons 5 - 6</p>		

Lesson	Function	Sounds & Letters	Key Language
<p>Lesson <b>7</b> My Address</p>	<p>Talking about your address/ phone number Telling the time</p>	<p>Oo Hh Xx Yy</p>	<p><b>Vocabulary:</b> address, home, street, (tele)phone, number, mobile/ cell phone, call, go, live, visit, time, a.m., p.m., o'clock, evening</p> <p><b>Expressions:</b></p> <p>What's (your) address? Where do (you) live? (5, Enghelab Street). What's (your/Mina's) telephone number? What's (your) home/office/mobile number? (It's) (433-7891). What time is it? What time (is) (he) going? (at/around 5 o'clock/a.m./p.m.). (7:30 in the evening). I'm not sure./ I don't know./ I don't understand.</p>
<p>Lesson <b>8</b> My Favorite Food</p>	<p>Talking about your favorite food Making suggestions</p>	<p>Cc Jj Qq Zz</p>	<p><b>Vocabulary:</b> food, drink, hungry, thirsty, favorite bread, rice, kebab, chicken, salad, fruit, juice, orange, dates, cake, milk, tea, water, jelly, quince, coconut, zucchini, feel, like, enough</p> <p><b>Expressions:</b></p> <p>What's your favorite food/drink? What do you like to eat/drink? I'd like some (cakes and milk). I am/feel hungry/thirsty. Let's have/take something to eat/drink. How about some (cakes and milk)? How do you say ..... in English?</p>
<p>Review 4</p>	<p>Lessons 7 - 8</p>		
<p>Photo Dictionary</p>			



Calendar
















January	February	March	April
1	1	1	1
2	2	2	2
3	3	3	3
4	4	4	4
5	5	5	5
6	6	6	6
7	7	7	7
8	8	8	8
9	9	9	9
10	10	10	10
11	11	11	11
12	12	12	12
13	13	13	13
14	14	14	14
15	15	15	15
16	16	16	16
17	17	17	17
18	18	18	18
19	19	19	19
20	20	20	20
21	21	21	21
22	22	22	22
23	23	23	23
24	24	24	24
25	25	25	25
26	26	26	26
27	27	27	27
28	28	28	28
29	29	29	29
30	30	30	30
31	31	31	31



## Welcome

### Words

1. Check (✓) the words you know.

2. Can you write (✍) any words in English?

.....	.....	.....
.....	.....	.....

# Letters

1. Check (✓) the letters you know.



	Aa	Bb	Cc	
Dd	Ee	Ff	Gg	Hh
Ii	Jj	Kk	Ll	Mm
Nn	Oo	Pp	Qq	Rr
Ss	Tt	Uu	Vv	Ww
	Xx	Yy	Zz	

2. Can you write (✍) your name in English?

.....

# Numbers



1. Check (✓) the numbers you know.

1	7	5	8	3	6	4	10	2	9
<input type="checkbox"/>	<input type="checkbox"/>	<input type="checkbox"/>	<input type="checkbox"/>	<input type="checkbox"/>	<input type="checkbox"/>	<input type="checkbox"/>	<input type="checkbox"/>	<input type="checkbox"/>	<input type="checkbox"/>

2. Can you write (✍) your telephone number?

.....



# Colors

Say the colors you know.

Six star-shaped objects in different colors (yellow, white, green, black, blue, red) arranged in a circle. Each star has a paintbrush icon next to it, indicating they are for coloring.



# Classroom Objects

Say the classroom objects you know.



## Let's get to know each other


Listen to your teacher. Then talk to know your classmates.

1. My name's .....
2. What's your name, please?

# Lesson 1

## My Name

### Conversation



Listen to the English teacher greeting his students in class.



**Teacher:** Hi, class!

**Students:** Hello, Teacher.

**Teacher:** Thank you, sit down, please. I'm your English teacher.

My name is Ahmad Karimi.

Now, you tell me your names.

What's your name?


**Student 1:** My name is Ali Mohammadi.

**Teacher:** How are you, Ali?

**Student 1:** Fine, thank you.

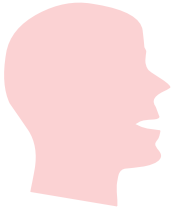
**Teacher:** And what's your name?

**Student 2:** My name is .....



## Practice 1 → Greeting

Listen to the examples. Then ask and answer with a classmate/your teacher.



Hi, Ali.

Hello, Maryam.

How are you?

How are you today?

Good morning.

Good afternoon.

Good morning.

Hi, Reza.

Hello, Kimia.

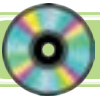
Fine, thanks / thank you.

Great, thanks.

Good morning, Mrs. Azari.

Good afternoon, Miss Moniri.

Good morning, Mr. Ahmadi.



## Practice 2 → Introducing Yourself

Listen to the examples. Then ask and answer with a classmate.



What's your name?

My name's Ali.

I'm Ali.

What's your first name?

My first name is Mina.

What's your last name?

My last name is Karimi.



## Sounds and Letters



Aa Bb Cc Dd Ee Ff Gg Hh Ii Jj Kk Ll Mm Nn Oo Pp Qq Rr Ss Tt Uu Vv Ww Xx Yy Zz

Listen to the teacher greeting her students in class.

**Teacher:** Hi, class! I am Moradi, your English teacher.

**Class:** Hello, Mrs. Moradi.

**Teacher:** Now you say your names one by one. You, please.  
What's your name?

**Kimia:** I'm Kimia Komijani.

**Teacher:** Excuse me. How do you spell your last name?

**Kimia:** Komijani, K-O-M-I-J-A-N-I.

**Teacher:** Thank you, Kimia. Now, you please say your name.

**Student:** My name is.....

Can you spell your name?



**Talk to Your Teacher**  
How do you spell .....



# Listening and Reading



Listen to the conversations and check (✓) the correct items.

Conversation	First Name	Last Name
1	Mina <input type="checkbox"/> Azar <input type="checkbox"/> Kimia <input type="checkbox"/>	Momeni <input type="checkbox"/> Ahmadi <input type="checkbox"/> Kabiri <input type="checkbox"/>
2	Ali <input type="checkbox"/> Kamran <input type="checkbox"/> Mahdi <input type="checkbox"/>	Mardani <input type="checkbox"/> Azari <input type="checkbox"/> Karimi <input type="checkbox"/>

# Speaking and Writing



Group Work

Talk to three classmates, and fill out the table below.

Your classmates	1	2	3
First name			
Last name			

# Your Conversation

Pair Work

Do the conversation.

Student A: Hi, how are you?

Student B: .....

Student A: My name is .....


What's your name?

Student B: .....

# Lesson 2

## My Classmates

### Conversation



Listen to the students talking in the school yard.



- Ali:** Who is that boy?
- Parham:** That's Erfan. He's our new classmate.
- Ali:** Let's talk to him.
- Parham:** Hi, Erfan. This is Ali.
- Ali:** Nice to meet you, Erfan.
- Erfan:** Nice to meet you, too.
- Ali:** Welcome to our school.
- Erfan:** Thank you.

**Practice 1** ⇨ **Introducing Others**

Listen to the introductions and greetings.



This is my friend Parham.  
This is my classmate Parisa.  
This is my English teacher Mr. Kamali.  
Nice to meet you.  
Nice to meet you, too.



Now introduce a friend to the class.

**Practice 2** ⇨ **Asking Someone's Name**

Listen to the examples. In pairs, ask and answer about other students' names.



Who is that boy?  
Who is that girl?  
Who is that man?  
Who is that woman?

He's my friend Erfan.  
She's my classmate Parisa.  
He's my teacher Mr. Karimi.  
She's my teacher Miss/Mrs. Bahrami.



## Sounds and Letters



Aa Bb Cc Dd Ee Ff Gg Hh Ii Jj Kk Ll Mm Nn Oo Pp Qq Rr Ss Tt Uu Vv Ww Xx Yy Zz

Listen to the conversation between a student and a librarian.

**Librarian:** Can I help you?

**Student:** Yes. Can I have my library card, please?

**Librarian:** Sure. What's your name?

**Student:** I'm Parisa Behparvar.

**Librarian:** Sorry, what's your last name again?

**Student:** Behparvar. B-E-H-P-A-R-V-A-R.

**Librarian:** OK. Here's your card.



### Talk to Your Teacher

Can you help me, please?

I can't spell .....




Fill out the card below.

	First name:.....
	Last name:.....
	Phone number:.....
<b>LIBRARY CARD</b>	
	
75310000123	
A75310	



## Listening and Reading



Listen to the conversations and check (✓) the correct items.

Conversation	First Name	Last Name
1	Parisa Bita Elaheh <input type="checkbox"/> <input type="checkbox"/> <input type="checkbox"/>	Bahrami Ebadi Parsa <input type="checkbox"/> <input type="checkbox"/> <input type="checkbox"/>
2	Babak Pedram Ehsan <input type="checkbox"/> <input type="checkbox"/> <input type="checkbox"/>	Ehsani Pakzad Bakeri <input type="checkbox"/> <input type="checkbox"/> <input type="checkbox"/>

## Speaking and Writing



Group Work

Talk to your friends and fill out the table below.

Name	The Shortest Name	The Longest Name
First name		
Last name		

## Role Play

Group Work

Do the conversation.

**Student A:** Hi, ..... . This is my friend .....

**Student B:** Hi, ..... . Nice to meet you.

**Student C:** Nice to meet you, too.

# Review 1

## Lessons 1 - 2

### Introducing Oneself

#### Check if

a) you can say your first and last name.  
My first name is .....

My last name is .....

b) you can ask other people's names.  
What's your .....

### Introducing Others

#### Check if

a) you can introduce a friend to the class.  
This is .....

b) you can greet people.  
Nice to .....

c) you can answer people's greetings.  
Nice to .....

# Sounds and Letters

**Check if**



a) you can spell and write your name.

.....

b) you can say and write one word for each of the following letters.

Aa

.....

Kk

.....

Mm

.....

Ee

.....

Bb

.....


Pp

.....

# Lesson 3

## My Age

### Conversation



Listen to the teacher and her students talking about birthdays.



**Teacher:** Nargess, when is your birthday?

**Nargess:** It's in Mehr.

**Teacher:** Really? How old are you now?

**Nargess:** I'm 12.

**Teacher:** What about you, Tahereh?

**Tahereh:** My birthday is in .....

**Practice 1** ⇨ Talking about Your Age

Listen to the examples. Then ask and answer with a friend.



How old are you?

I'm 12.

I'm 12 years old.

**Practice 2** ⇨ Talking about Date

Listen to the examples. Then ask and answer with a friend.



When is your birthday?

When's your birthday?

It's in Bahman.

In Bahman.



## Sounds and Letters



Aa Bb Cc Dd Ee Ff Gg Hh Ii Jj Kk Ll Mm Nn Oo Pp Qq Rr Ss Tt Uu Vv Ww Xx Yy Zz

Listen to the conversation between two students.

**Nader:** How old is your brother, Iman?

**Iman:** He's thirteen.

**Nader:** Thirty?

**Iman:** No, thirteen, T-H-I-R-T-E-E-N.

**Nader:** Oh, I see.

1. Say your age and spell the number.



**Talk to Your Teacher**

How do you say this in English?




2. Circle the month and day of your birth in the tables below.

Farvardin	Ordibehesht	Khordad
Tir	Mordad	Shahrivar
Mehr	Aban	Azar
Day	Bahman	Esfand

1	2	3	4	5	6	7	8
9	10	11	12	13	14	15	16
17	18	19	20	21	22	23	24
25	26	27	28	29	30	31	

## Listening and Reading



Listen to the conversations and check (✓) the correct items.

Conversation	Day	Month
1	11 <input type="checkbox"/> 12 <input type="checkbox"/> 13 <input type="checkbox"/>	Bahman <input type="checkbox"/> Mordad <input type="checkbox"/> Azar <input type="checkbox"/>
2	15 <input type="checkbox"/> 17 <input type="checkbox"/> 19 <input type="checkbox"/>	Tir <input type="checkbox"/> Day <input type="checkbox"/> Mehr <input type="checkbox"/>

## Speaking and Writing



Group Work

Ask your classmates and fill out the table below.

Name	Age	Month
Maryam	12	Esfand



## Your Conversation

Pair Work

Do the conversation.

**You:** How old are you?

**Your friend:** I'm ..... . How about you?

**You:** ..... . When's your birthday?

**Your friend:** It's in ..... . What about you?


**You:** ..... .



# Lesson 4

## My Family

### Conversation



Listen to the students talking about their families.



**Student 1:** Nice picture! Is that your father?

**Student 2:** Yes, he is.

**Student 1:** How old is he?

**Student 2:** 38.

**Student 1:** What's his job?

**Student 2:** He's a mechanic.

**Student 1:** And your mother?

**Student 2:** She's 35. She is a housewife.



## Practice 1 ⇨ Talking about Your Family (Age)

Listen to the examples. Then ask and answer with a friend.



How old is your father?  
How old is your mother?  
How old is your brother?  
How old is your sister?  
How old is your uncle?  
How old is your aunt?

He's 38 (years old).  
She's 35 (years old).  
He's 14 (years old).  
She's 8 (years old).  
He's 45 (years old).  
She's 30 (years old).



## Practice 2 ⇨ Talking about Your Family (Job)

Listen to the examples. Then ask and answer with a friend.



What is your father's job?  
What is your mother's job?  
What is his uncle's job?  
What is her aunt's job?  
What is his job?  
What is her job?

He's a mechanic.  
She's a housewife.  
He's a doctor.  
She's a nurse.  
He's a teacher.  
She's a dentist.



## Sounds and Letters



Aa Bb Cc Dd Ee Ff Gg Hh Ii Jj Kk Ll Mm Nn Oo Pp Qq Rr Ss Tt Uu Vv Ww Xx Yy Zz

Listen to the school secretary and a student talking. He's completing a school form for the student.

**School Secretary:** What's your father's name?

**Student:** Goodarz Safari.

**School Secretary:** How do you spell his first name?

**Student:** That's G-O-O-D-A-R-Z.

**School Secretary:** Thank you.


Say your father's name and spell it.



Talk to Your Teacher

Can you write it for me, please?





## Listening and Reading

Listen to the conversations and check (✓) the correct items.

Conversation	Relationship	Job
1	brother <input type="checkbox"/> father <input type="checkbox"/> uncle <input type="checkbox"/>	teacher <input type="checkbox"/> dentist <input type="checkbox"/> driver <input type="checkbox"/>
2	sister <input type="checkbox"/> aunt <input type="checkbox"/> mother <input type="checkbox"/>	nurse <input type="checkbox"/> housewife <input type="checkbox"/> doctor <input type="checkbox"/>

## Speaking and Writing



Group Work

Ask your classmates about their family members and fill out the table below.

Name	Relationship	Age
Saeed	Ali's father	40

## Your Conversation

Pair Work

Do the conversation

You: How old is your .....

Your friend: He's/She's .....

You: What's ..... job?

Your friend: He's/She's .....

You: And your .....

Your friend: He's/She's ..... and is .....

# Review 2

## Lessons 3 - 4

### Talking about Age and Birthdays

#### Check if

a) you can say your age.  
I am .....

b) you can ask your friend's age.  
How .....

c) you can say the month of your birth.  
My birthday is .....

d) you can ask the month of your friend's birth.  
When's .....

### Talking about your Family

#### Check if

a) you can introduce your family members.  
My ..... 's name is .....

b) you can say their jobs.  
My ..... is a .....

# Sounds and Letters



- a) you can spell and write what your family members do.  
Your father's job: .....  
Your mother's job: .....  
Your brother's job: .....  
Your sister's job: .....
- b) you can count from 1 to 20.
- c) you can say and write one word for each of the following letters.

Ii  
.....

Tt Nn  
.....


Uu Ss  
.....

Gg  
.....

# Lesson 5

## My Appearance

### Conversation



Listen to the student and his father talking about the student's teachers at school.



**Father:** Is that your English teacher?

**Student:** No, my English teacher is the tall man. He's wearing a gray suit. He's over there.

**Father:** And which one is your math teacher?

**Student:** He's wearing a blue suit and a white shirt.

**Father:** Let's meet your English teacher first.





**Practice 1** ⇨ Talking about Appearance (Height, Clothes, and Color)

Listen to the examples. Then ask and answer with a friend.

Who is Mr. Davoodi?  
Who's Mrs. Lari?  
Which one is Laleh?  
Which one is Reza?

He's the tall man. He's wearing a gray suit.  
She's the tall woman. She's wearing a black chador.  
She's the tall girl. She's wearing a brown scarf.  
He's the short boy. He's wearing a white shirt.



**Practice 2** ⇨ Talking about Appearance (Age, Clothes, and Color)

Listen to the examples. Then ask and answer with a friend.

Who is Mr. Lotfi?  
Who's Mrs. Danesh?  
Which one is Dorna?  
Which one is your teacher?

He's the old man. He's wearing a green jacket.  
She's the old woman. She's wearing a brown manteau.  
She's the young girl. She's wearing a gray scarf.  
He's the young man. He's wearing a blue suit.

blue red yellow green brown  
black white gray orange pink



shirt



trousers  
(Pants)



jacket



suit



chador



manteau



scarf



shoes

## Sounds and Letters



Aa Bb Cc Dd Ee Ff Gg Hh Ii Jj Kk Ll Mm Nn Oo Pp Qq Rr Ss Tt Uu Vv Ww Xx Yy Zz

Listen to the student and her teacher talking.

**Student:** Excuse me, teacher? What's چادر in English?

**Teacher:** Chador.

**Student:** And دستکش ?

**Teacher:** Gloves.

**Student:** And how do you spell them?

**Teacher:** C-H-A-D-O-R, and G-L-O-V-E-S.


Now say the words for clothing items in English and spell them.



**Talk to Your Teacher**

What's ..... in English?





## Listening and Reading

Listen to the conversations and check (✓) the correct items.

Conversation	Height	Clothes	Color
1	tall <input type="checkbox"/> short <input type="checkbox"/>	suit <input type="checkbox"/> T-shirt <input type="checkbox"/>	brown <input type="checkbox"/> blue <input type="checkbox"/>
2	tall <input type="checkbox"/> short <input type="checkbox"/>	chador <input type="checkbox"/> manteau <input type="checkbox"/>	black <input type="checkbox"/> gray <input type="checkbox"/>

## Speaking and Writing



Group Work

Ask your classmates about their family members and fill out the table below.

Name	Relationship	Age	Height
Rahman	Ali's uncle	42	tall

## Your Conversation

Pair Work

Ask and answer with a friend about other classmates.

You: Who is that .....

Your friend: Which one?


You: He's/She's wearing .....

Your friend: He's/She's .....

# Lesson 6

## My House

### Conversation



Listen to Farid and his mother talking at home.



**Farid:** Mom, where are you?

**Mom:** I'm in the kitchen.

**Farid:** Hello. Where's Dad?

**Mom:** In the garage.

**Farid:** What's he doing? I'm so hungry.

**Mom:** OK, wash your hands and come for lunch.

I'll call Dad; he's fixing the car.

**Farid:** OK.

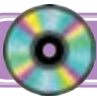
**Practice 1** ⇨ Talking about Where People Are

Listen to the examples. Then ask and answer with a friend.



Where are you?  
Where is he?  
Where is she?  
Where are they?

I'm in the bedroom.  
He's in the living room.  
She is in her office.  
They're in the garage.

**Practice 2** ⇨ Talking about What People Are Doing

Listen to the examples. Then ask and answer with a friend.



What are you doing?  
What is he doing?  
What is she doing?  
What are they doing?

I'm cooking.  
He's watching TV.  
She's reading a book.  
They're playing football.



## Sounds and Letters



Aa Bb Cc Dd Ee Ff Gg Hh Ii Jj Kk Ll Mm Nn Oo Pp Qq Rr Ss Tt Uu Vv Ww Xx Yy Zz

Listen to the conversation between Fatemeh and her teacher.

**Teacher:** Fatemeh, look at this picture. What's the man doing?

**Fatemeh:** He's working\*.

**Teacher:** Say it again.

**Fatemeh:** He's working\*.

**Teacher:** He's working. It's /w/, not /v/.

Do you know any other words in English with the letter w?

Example: window, wall, ...




### Talk to Your Teacher

Pardon? Can you say that again?



\* Wrong Pronunciation

## Listening and Reading



Listen to the conversations and check (✓) the correct items.

Conversation	Where	What... doing
1	kitchen garden bedroom <input type="checkbox"/> <input type="checkbox"/> <input type="checkbox"/>	cooking working studying <input type="checkbox"/> <input type="checkbox"/> <input type="checkbox"/>
2	kitchen office garage <input type="checkbox"/> <input type="checkbox"/> <input type="checkbox"/>	washing working reading <input type="checkbox"/> <input type="checkbox"/> <input type="checkbox"/>

## Speaking and Writing



Pair Work

Say the name of a classmate. Your partner says what he/she is doing. Then change roles. Fill out the table below.

Name	What... doing
Fatemeh	reading a book

## Your Conversation

Pair Work

Ask and answer with a friend using mime.

You: What am I doing?

Your friend: You're .....

You: No, that's not correct.

Your friend: Are you .....

You: Yes.

# Review 3

## Lessons 5 - 6

### Talking about Appearance

#### Check if

a) you can say what you look like (height and clothes).

I am .....

I am wearing .....

b) you can describe your friend's appearance (age, clothes, and color).

He/She is .....

### Naming Parts of a House

#### Check if

you can name four places in your house.

.....  
.....  
.....  
.....

### Talking about What You Are Doing

#### Check if

you can say what people around you are doing now.

(Ali) is .....

(Maryam and Nahid) are .....

.....



# Sounds and Letters



a) you can spell and write the names of 4 famous people.

.....  
.....

b) you can say and write one word for each of the following letters.

LI  
.....

Dd  
.....

Rr  
.....

Ff  
.....

Vv  
.....

Ww  
.....

# Lesson 7

## My Address

### Conversation



Listen to the students talking about going to a friend's house.



**Omid:** Ali's not well. I'm going to visit him today.  
Are you coming with me?

**Hossein:** What time are you going?

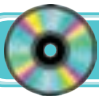
**Omid:** Around 5 in the afternoon.

**Hossein:** I'm not sure I can, but I'll try. What's his address?

**Omid:** 5 Azadi Street.

**Hossein:** Call me before you go. My phone number is 586-2144.

**Omid:** OK, bye.

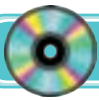

**Practice 1** ⇨ Talking about Your Address

Listen to the examples. Then ask and answer with a friend.



What's your address?  
Where do you live?  
What's his address?  
What's her address?  
What's their address?

15 Shahid Hakim Street, Manzarieh.  
24 Laleh Street, Sa'dieh.  
39 Kargar Street, Baharestan.  
67 Mahan Street.  
81 Farnam Street.

**Practice 2** ⇨ Talking about Your Telephone Number

Listen to the examples. Then ask and answer with a friend.



What's your telephone number?  
What's Ali's home number?  
What's his mobile phone number?  
What's her office phone number?  
What's their telephone number?

433-7891  
652-0796  
0925-3345462  
213-4561  
598-9863

**Practice 3** ⇨ Telling the Time

Listen to the examples. Then ask and answer with a friend.



What time is it?  
What time are you going?  
What time is he going?  
What time is she coming back?  
What time are they leaving?

10 (O'clock).  
At 5:45 in the afternoon/p.m.  
8: 20 in the morning/a.m.  
7:15 in the evening/p.m.  
At 9:30



## Sounds and Letters



Aa Bb Cc Dd Ee Ff Gg Hh Ii Jj Kk Ll Mm Nn Oo Pp Qq Rr Ss Tt Uu Vv Ww Xx Yy Zz

Listen to the man giving his contact information to a secretary.

**Secretary:** What's your phone number?

**Man:** It's 344-5302.

**Secretary:** And your e-mail address?

**Man:** h-omidi60@xymail.com

Say your e-mail address and spell it.




### Talk to Your Teacher

I don't know. / I'm not sure.  
I don't understand.



## Listening and Reading



Listen to the conversations and check (✓) the correct items.

Conversation	Address	Telephone Number
1	13 Aban Street <input type="checkbox"/>	623-4521 <input type="checkbox"/>
	30 Mahan Street <input type="checkbox"/>	623-3512 <input type="checkbox"/>
2	15 Hejab Street <input type="checkbox"/>	544-3329 <input type="checkbox"/>
	50 Shahed Street <input type="checkbox"/>	544-4139 <input type="checkbox"/>

## Speaking and Writing



### Pair Work

Suppose you and your friend are in an office. You are the secretary. Ask your friend about his/her address and telephone number. Then change roles. Fill out the table below.

Name	Address	Telephone Number
Hamid	12 Namdar Street, Hafezieh	786-4523

## Your Conversation

### Pair Work

Do the conversation

**You:** I'm going to visit ..... this .....  
Are you coming with me?

**Your friend:** What time are you going?

**You:** ..... in the .....

**Your friend:** I'm not sure I can, but I'll try. What's ..... address?

**You:** .....

**Your friend:** Call me before you go. My phone number is .....

**You:** OK, bye.

# Lesson 8

## My Favorite Food

### Conversation



Listen to the students talking about their favorite food.




**Student 1:** Look, it's enough. I'm hungry. How about you?

**Student 2:** Me, too. Let's have some cake and milk.

**Student 1:** Sounds good, but I'd like some tea with my cake.

That's my favorite!

**Student 2:** OK, let's go to the kitchen. Mom?



## Practice 1 → Talking about Your Favorite Food and Drinks

Listen to the examples. Then ask and answer with a friend.



What's your favorite food?  
What's your favorite drink?  
What do you like to eat/drink?

Rice and kebab.  
Orange juice.  
Some cake and milk.



bread



rice



kebab



chicken



salad



fruit



dates



cake



milk



tea



## Practice 2 → Making Suggestions

Listen to the examples. Then practice with a friend.



I'm hungry.  
I'm thirsty.  
I feel hungry/thirsty.

How about some cake and milk?  
Let's have something to drink.  
Let's take something to eat/drink.



## Sounds and Letters



Aa Bb Cc Dd Ee Ff Gg Hh Ii Jj Kk Ll Mm Nn Oo Pp Qq Rr Ss Tt Uu Vv Ww Xx Yy Zz

Listen to the conversation between Majid and his English teacher.

**Majid:** Excuse me, sir? How do you say these words in English?

كڊو , نارگيل , ڙله , ٻيه

**Teacher:** Coconut, C-O-C-O-N-U-T for نارگيل , jelly, J-E-L-L-Y for ڙله , quince, Q-U-I-N-C-E for ٻيه , and zucchini, Z-U-C-C-H-I-N-I for كڊو .

**Majid:** Thank you.

Say English words for food and drinks and spell them.




**Talk to Your Teacher**

How do you say ..... in English?





## Listening and Reading



Listen to the conversations and check (✓) the correct items.

Conversation	Food	Drink
1	rice <input type="checkbox"/> chicken <input type="checkbox"/> kebab <input type="checkbox"/>	milk <input type="checkbox"/> tea <input type="checkbox"/> water <input type="checkbox"/>
2	cake <input type="checkbox"/> dates <input type="checkbox"/> fruit <input type="checkbox"/>	milk <input type="checkbox"/> tea <input type="checkbox"/> water <input type="checkbox"/>

## Speaking and Writing



Group Work

Ask your classmates about what they like to eat and drink and fill out the table below.

Name	Food	Drink
Zohreh	rice and kebab	water

## Your Conversation

Pair Work

Do the conversation

**You:** I'm hungry. How .....

**Your Friend:** Me, too. Let's have .....

**You:** Sounds good, but I'd like .....

That's my favorite!

**Your Friend:** OK, let's go .....

# Review 4

## Lessons 7 - 8

### Talking about Your Address

#### Check if

a) you can say your home address.  
My address is .....

b) you can say your home/mobile phone number.  
My ..... phone number is .....

c) you can ask your friend's address and telephone number.  
What .....

### Talking about Your Favorite Food

#### Check if

a) you can say your favorite food.  
My favorite ..... is .....

b) you can ask your friend about his/her favorite food.  
What .....

c) you can suggest your friend have something to eat or drink.  
Let's .....  
How .....

### Telling the Time

#### Check if

a) you can say what time it is now.  
It is .....

b) you can ask your friend the time.  
What .....



# Photo Dictionary

## Welcome



school



classroom



door



blackboard



desk



chair



pen



pencil




book



notebook



ruler



dictionary



eraser



bag




pencil sharpener



backpack



marker



bench



pencil case

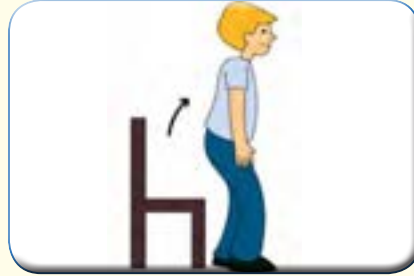


chalk

# Lessons 1 & 2



sit down



stand up



boy



girl



man



woman



teacher



student



library











library card



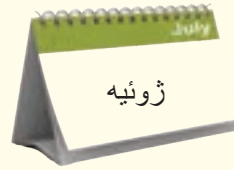


## Lesson 3


	
Saturday	Thursday
	
Sunday	Friday
	
Monday	date
	
Tuesday	month
	
Wednesday	year




January



July



February



August



March



September



April



October



May



November



June



December

1	7
one	seven
2	8
two	eight
3	9
three	nine
4	10
four	ten
5	11
five	eleven
6	12
six	twelve

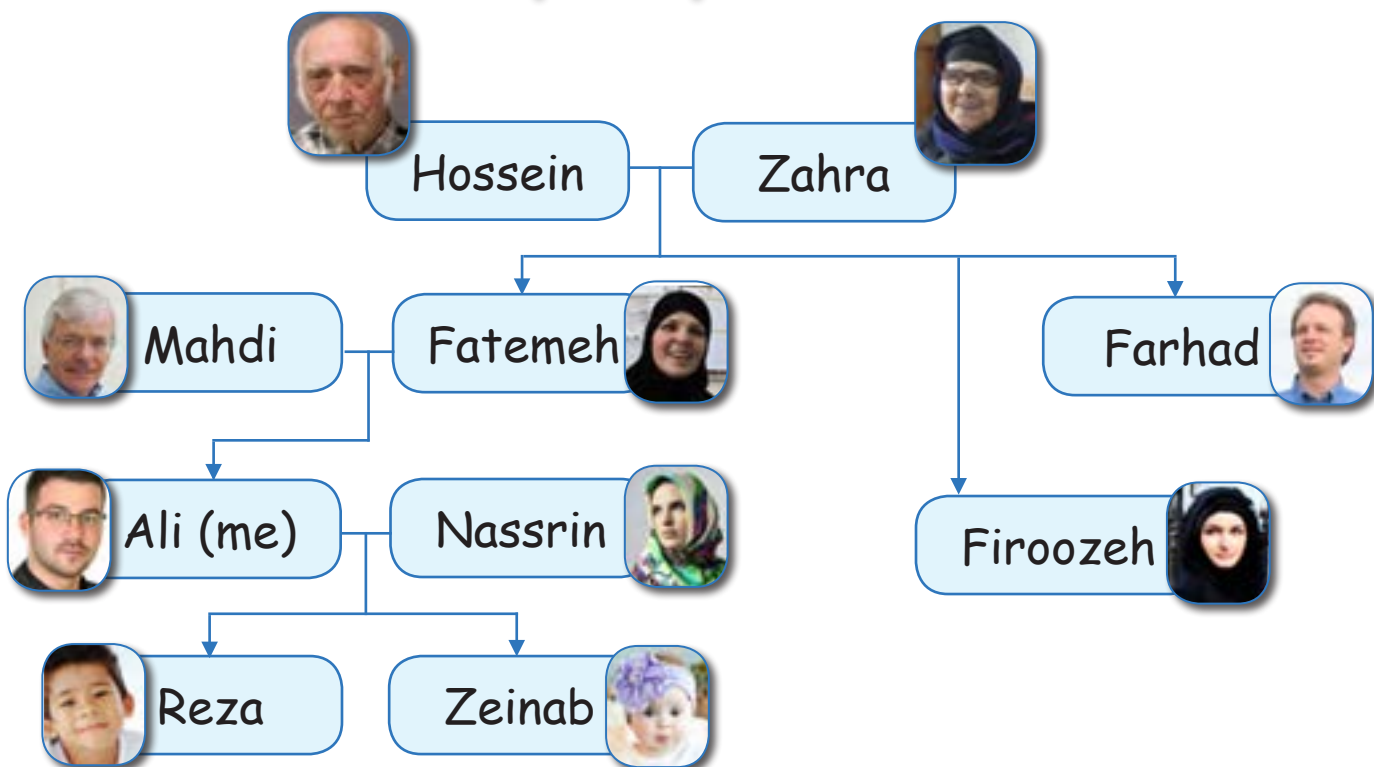
13	18
thirteen	eighteen
14	19
fourteen	nineteen
15	20
fifteen	twenty
16	30
sixteen	thirty
17	40
seventeen	forty

50	80
fifty	eighty
60	90
sixty	ninety
70	100
seventy	one hundred



# Lesson 4

## My Family Tree



1. Hossein is my grandfather.
2. Zahra is my grandmother.
3. Fatemeh is my mother.
4. Mahdi is my father.
5. Firoozeh is my aunt.
6. Farhad is my uncle.
7. Nassrin is my wife.
8. Reza is my son.
9. Zeinab is my daughter.



engineer



painter



farmer



florist



policeman



employee



postman



waiter



teacher



mechanic



doctor



shopkeeper



dentist



pilot





nurse



baker



driver



worker



cook

# Lesson 5



tall



sandals



short



sunglasses



socks



belt



gloves



coat



sweater



glasses



dress



chador



cap



scarf



suit



manteau



jacket



trousers











T-shirt



shoes



shirt

	
yellow	black
	
blue	white
	
green	gray
	
red	orange



brown



pink

# Colors



# Lesson 6



living room



stairs



bedroom



kitchen



bathroom



garage



flat/apartment




villa



tower



bookcase



blanket



clock



table



computer



television



mirror



radio





comb



newspaper



cooking



playing



washing



fixing



watching



working



reading



eating









studying



drinking



# Lesson 7

	
<p>office</p>	<p>call</p>
	
<p>2 o'clock</p>	<p>2:15</p>
	
<p>2:30</p>	<p>2:45</p>



telephone



mobile phone (cell phone)



street



e-mail address



## Lesson 8




apple



carrot



orange juice



onion



banana



potato



quince



tomato



zucchini



jelly



water



yoghurt



egg



honey



cheese



fish



coconut



spaghetti



pineapple



ice-cream



bread



fruit



rice



dates



kebab



cake



chicken



milk



salad



tea

